

# COVID Assessment



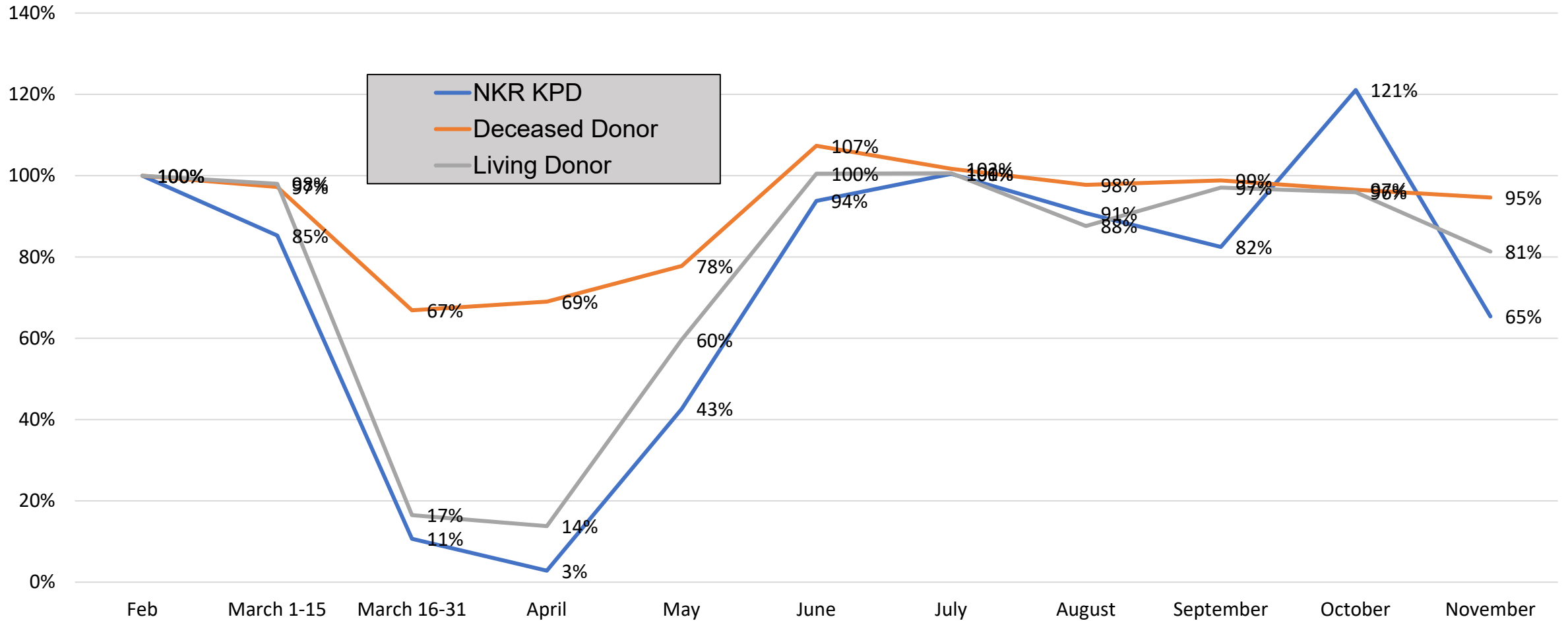
**NATIONAL KIDNEY REGISTRY**  
FACILITATING LIVING DONOR TRANSPLANTS

V4.8

December 4, 2020

# COVID Impact on Kidney Transplant

## Daily Average as % of Baseline (Feb)



# COVID Impact on Kidney Transplant

## Supporting Calculations

Transplant	Feb	March 1-15	March 16-31	April	May	June	July	August	September	October	November
NKR KPD	68	30	4	2	31	66	73	66	58	88	46
Deceased Donor	1517	763	560	1083	1262	1685	1649	1585	1551	1566	1485
Living Donor	505	256	46	72	322	525	543	473	507	518	425

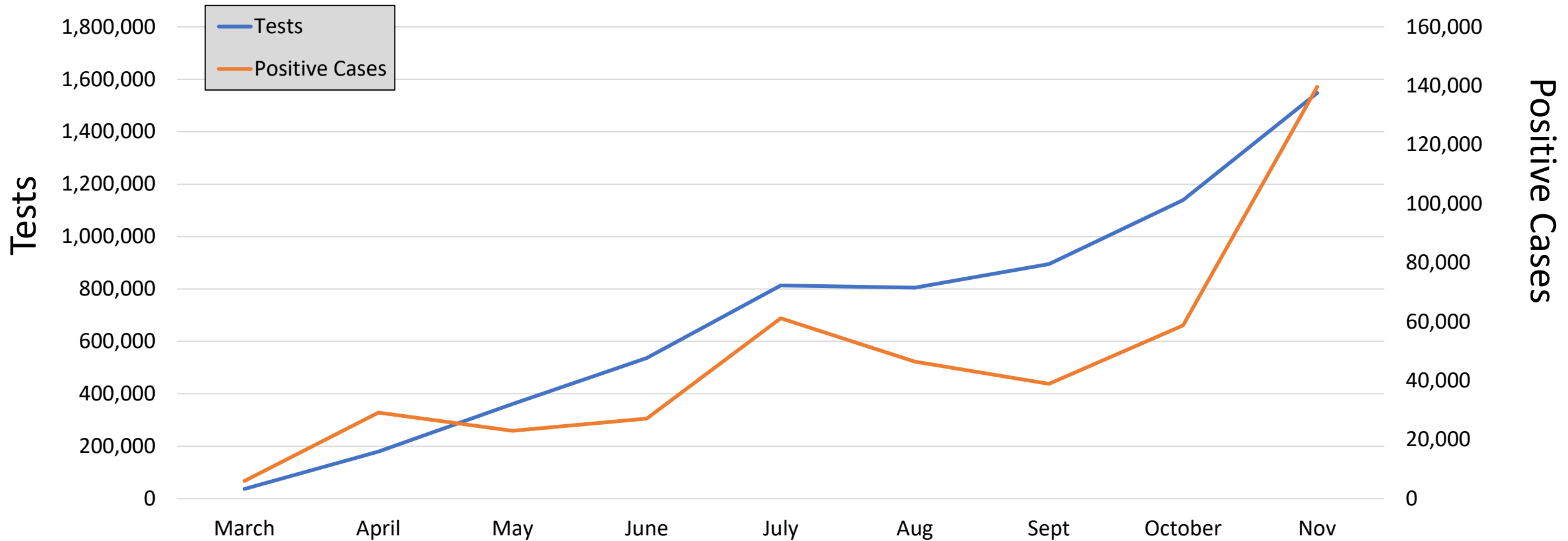
Average Daily	Feb	March 1-15	March 16-31	April	May	June	July	August	September	October	November
NKR KPD	2.3	2.0	0.3	0.1	1.0	2.2	2.4	2.1	1.9	2.8	1.5
Deceased Donor	52.3	50.9	35.0	36.1	40.7	56.2	53.2	51.1	51.7	50.5	49.5
Living Donor	17.4	17.1	2.9	2.4	10.4	17.5	17.5	15.3	16.9	16.7	14.2

As % of Baseline (Feb/ Daily)	Feb	March 1-15	March 16-31	April	May	June	July	August	September	October	November
NKR KPD	100%	85%	11%	3%	43%	94%	100%	91%	82%	121%	65%
Deceased Donor	100%	97%	67%	69%	78%	107%	102%	98%	99%	97%	95%
Living Donor	100%	98%	17%	14%	60%	100%	101%	88%	97%	96%	81%



# New U.S. COVID Cases vs. Testing

## Daily Averages by Month 3/1/20 - 11/30/20

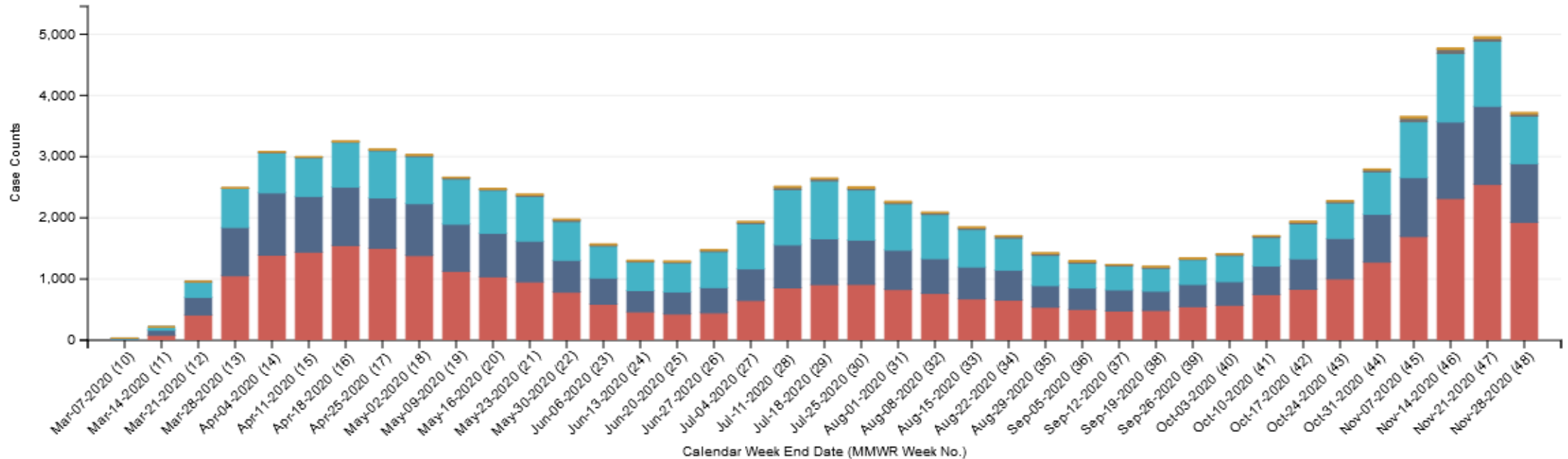


# COVID Associated Hospitalizations by Age

COVID-19 Laboratory-Confirmed Hospitalizations  
Preliminary data as of Nov 28, 2020

Covid-19-associated Hospitalizations By Age

0-4 yr 5-17 yr 18-49 yr 50-64 yr 65+ yr

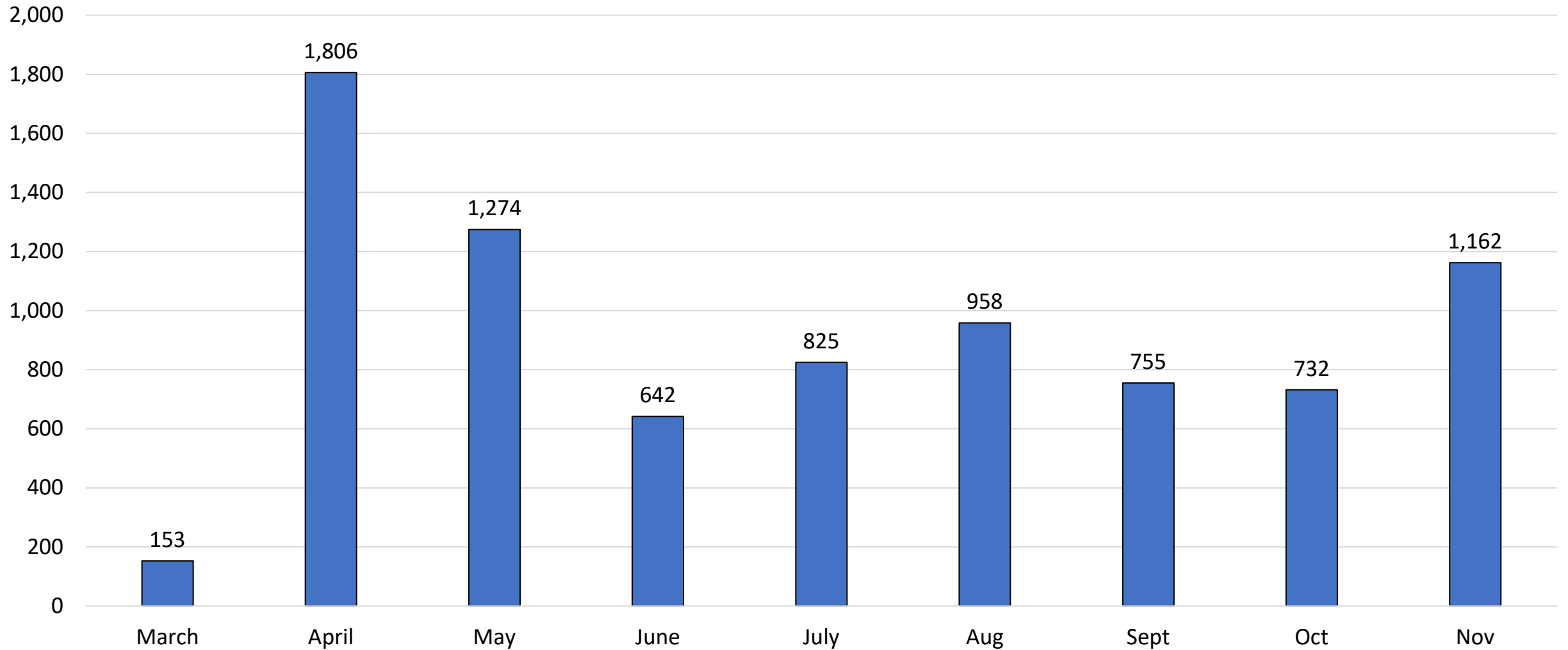


Age	0-4 Yr	5-17 Yr	18-49 Yr	50-64 Yr	65+ Yr	TOTAL
(n)	511	848	24,059	23,882	36,438	85,678



# US COVID Deaths

## Daily Averages by Month 3/1/20 - 11/30/20



# Online Resources

- [CDC Cases in the U.S.](#)
- [UNOS YTD Transplants](#)
- [Johns Hopkins COVID19 Resource](#)
- [Murray Model](#)
- [JP Morgan Research](#)
- <https://www.worldometers.info/coronavirus/country/us/>
- [https://gis.cdc.gov/grasp/COVIDNet/COVID19\\_5.html](https://gis.cdc.gov/grasp/COVIDNet/COVID19_5.html)
- <https://www.statista.com/statistics/1109011/coronavirus-covid19-death-rates-us-by-state/>
- <https://covidtracking.com/data/us-daily>

